

Table of Contents

Applicant User Guide	2
What is KSMC Automation System?	2
How to register a profile?	2
1. a) Provisional Registration – Studied in Kerala	10
1. b) Provisional Registration – Studied outside Kerala.....	11
2. Old Provisional Data Entry – For applicants who already have Provisional Reg with KSMC	12
3. Second Provisional Certificate	13
4. Permanent Registration – For those who have provisional registration with KSMC	13
5. Permanent Registration – Applicant already having Other State Council Registration	16
6. Old Permanent Data entry – For applicants who already have Permanent registration with KSMC	17
7. Additional Registration – For applicants who have permanent registration with KSMC.....	18
8. No Objection Certificate – For applicants who have permanent registration with KSMC.....	19
9. Good Standing Certificate – For applicants who have permanent registration with KSMC.....	19
10. RENEWAL – UPDATE Certificate	20
11. Provisional Foreign Registration	21
12. Foreign Additional Qualification	27
13. View Applications.....	28
14. Application Detail view	28
15. Edit Profile details, Change Photo / Signature and Registration status	28

Applicant User Guide

What is KSMC Automation System?

KSMC Automation System is a solution developed for automating registration and office functions in Kerala State Medical Councils(KSMC). It covers all office related activities such as Registration, Online Payments, Certificate issue etc

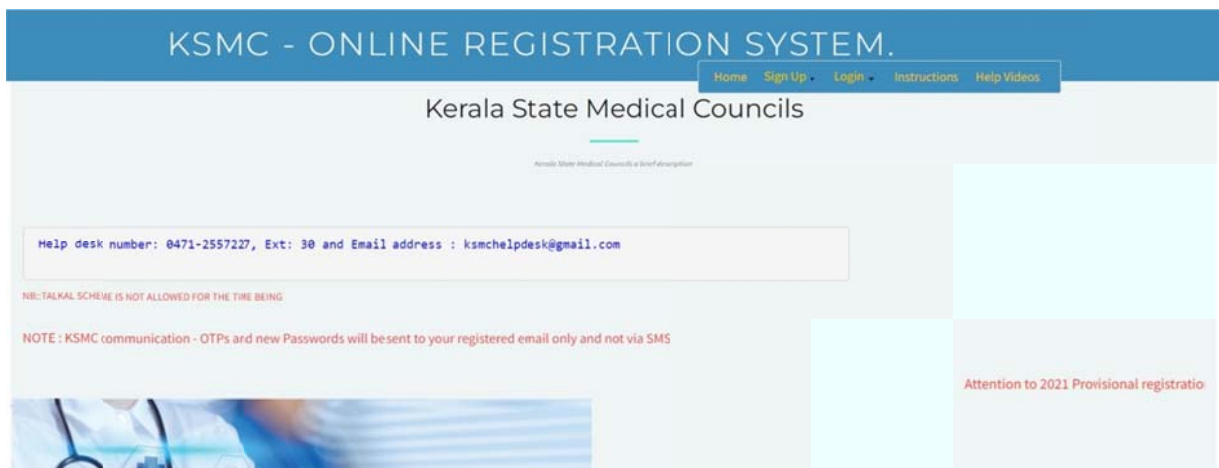
How to register a profile?

All users are required to register their profiles and update their personal as well as professional details in KSMC automation portal.

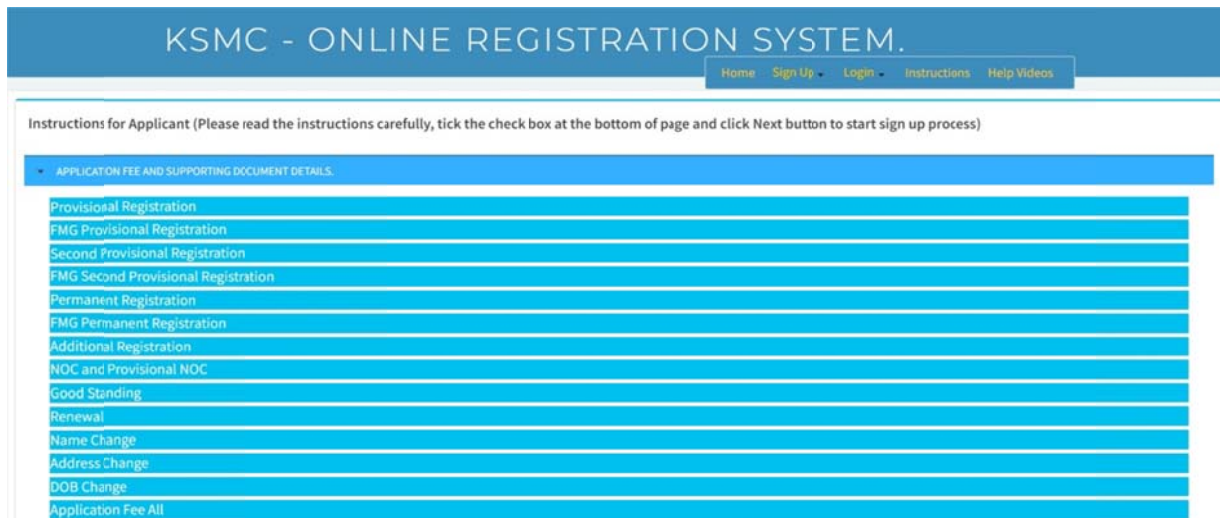
Go to the following URL for registering a profile.

<https://automation.medicalcouncil.kerala.gov.in/>

From the menu, go to Sign Up -> Applicant



When applicant clicks Sign Up link, the first page shown is instructions page.



Applicant must read the relevant instructions and accept that instructions have been understood before proceeding further

Help videos have also been provided for additional assistance



Users can click the relevant link and view the video in a pop window. All videos are within a length of 1 to 3 minutes with instructions on how to proceed with the application.

Next is profile creation page which needs to be filled up carefully

KSMC - ONLINE REGISTRATION SYSTEM.

[Home](#) [Sign Up](#) [Login](#) [Instructions](#) [Help Videos](#)

Create a new online registration account (New Profile)

NB: 1. Candidates who have already registered, should not create new profile. They must go back the login Process. 2. Applicants with existing KSMC Registration(Offline) must enter details such as name, father's name, address etc as in registration certificate

Profile	Registration Status	Photo and Signature
Systems of Medicine*	--Select One--	
Name*	Name as on provisional/graduation certificate for Foreign Me	
Father's Name*	Father Name as on SSLC Certificate for Foreign Medical Gradu	
Mother's Name		
Expansion of Initial(s), if any		
Place Of Birth*		
Date of Birth*		
Blood Group*	--Select One--	
Gender*	<input type="radio"/> Male <input type="radio"/> Female <input type="radio"/> Others	
Are you Citizen of India*	<input type="radio"/> By Birth <input type="radio"/> By Domicile <input type="radio"/> OCI	

→ Instructions regarding filling up Name and Father's name fields

Name* Name as on provisional/graduation certificate	<input type="text" value="Name as on provisional/graduation certificate for"/>
Father's Name* Name as per SSLC or any other relevant educational document	<input type="text"/>

→ Instructions regarding fillinf up Address part

Permanent Address:* Enter address info separated by commas without STATE, DISTRICT and PINCODE	<input type="text" value="Don't specify your pincode,district and state here."/>
--	--

→ Gender column

Gender*	<input type="radio"/> Male <input type="radio"/> Female <input type="radio"/> Others
----------------	--

→ OCI Detail entry

Are you Citizen of India* By Birth By Domicile OCI

The name of the country of citizenship*

OCI Card Number*

OCI Card Issue Date*

From Date of Validity of the Present Passport*

To Date of Validity of the Present Passport*

Purpose Of Registration(OCI)* Study Employment

➔ Unique fields

All applicants are checked for uniqueness using these 3 fields – Email, mobile and AADHAAR/ Passport number. These data cannot be the same for another applicant. Applicants with OCI/ Domicile citizenship should enter passport number instead of AADHAAR.

Aadhaar No.*

Confirm Aadhaar No.*

Mobile No.*

E-mail*

➔ OTP verification for applicant via mobile

Applicant needs to enter the OTP received on their mobile number / email before proceeding further

Mobile No.*


OTP received on your mobile*

E-mail*

→ Login id and password

E-mail*	Email Id is your login username
Password*	Minimum 8 Characters (Password must contain atleast one upper letter, one lower letter, one digit and one special character)

→ Final instructions before previewing data



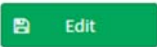

Please verify the details before proceeding. No changes are permitted once profile is created.

→ Preview Screen

Applicant must verify all data before submitting the details. Edit button is also provided in case any change has to be done.

PREVIEW

Systems of Medicine : Modern Medicine	Name : NAME
Father's Name : FATHER	Mother's Name : MOTHER
Expansion of Initial(s) :	DOB: 06-11-1985
Blood Group: A+	Gender : Male
Are you Citizen of India : By Birth	Nationality : Indian
Permanent Address : TEST ADDRESS, TEST ADDRESS 2	Pincode : 606060
State : Kerala	District : Thiruvananthapuram
Religion : Hindu	Caste : Brahmin
Category : General	Aadhaar/passport No: 565656
Mobile No : 9898989898	E-mail : test@gmail.com
Comments :	

In the next page, applicant must choose their registration status with KSMC

KSMC - ONLINE REGISTRATION SYSTEM.

Home Sign Up Login Instructions Help Videos

NB: 1. Candidates who have already registered, should not create new profile. They must go back the login Process. 2. Applicants with existing KSMC Registration(Offline) must enter details such as name, father's name, address etc as in registration certificate

Profile Registration Status Photo and Signature

Please read the instructions carefully before submitting the details.

How to choose registration status ?

Please note that only applicants possessing Permanent registration with KSMC will be able to apply for Additional, Good Standing, NOC and Hologram.

If you are having Permanent or Provisional registration with KSMC, please choose the appropriate option stating that you have KSMC registration and enter the registration number in the required field. If you are having Permanent or Provisional registration with Other state council and you are looking for transfer of registration, choose the appropriate options stating that you have registration with other state council if you don't have any kind of registration with KSMC / Other state council, please choose New Provisional Registration option

Attention : Please choose the option carefully. Any mistake in choosing the option will render your profile unfit to apply for your required application and may lead to unnecessary delay in applying / processing your application.

By clicking the NEXT button, I confirm that I have read the instructions properly and confirm my registration status with KSMC by choosing the correct option.

Please choose your registration status with KSMC*

- New provisional registration for doing CRRI in Kerala.
- I Have Only Provisional Registration(Studied In India).
- I Have Only Provisional Registration(Studied In Foreign Country).
- I Have Permanent Registration(Studied In India).
- I Have Permanent Registration(Studied In Foreign Country).
- I Have Permanent Registration In Other State Council(Studied In India).
- I have permanent registration in other state council (Studied in Foreign country and completed 1 year CRRI in India).

Next

If the applicant has provisional / permanent registration with KSMC, the registration number is to be provided in the box provided. For other options, no need to provide any other info.

Please choose your registration status with KSMC*

- New provisional registration for doing CRRI in Kerala.
- I Have Only Provisional Registration(Studied In India).
- I Have Only Provisional Registration(Studied In Foreign Country).
- I Have Permanent Registration(Studied In India).
- I Have Permanent Registration(Studied In Foreign Country).
- I Have Permanent Registration In Other State Council(Studied In India).
- I have permanent registration in other state council (Studied in Foreign country and completed 1 year CRRI in India).

Your KSMC Registration No.*

Next

→ Instructions regarding photo and signature

Upload Photo*

Photograph must be a recent passport style color picture. Make sure that the picture is taken against a light-colored, preferably white background. Dimension of photograph must be 200 pixels height and 180 pixels width. Size of file should be between 20kb-50kb

+ Choose Upload Cancel

Upload Signature*

The applicant has to sign on white paper with Black Ink pen. The signature must be signed only by the applicant and not by any other person. Dimension of signature must be 100 pixels height and 180 pixels width. Size of file should be between 10kb - 20kb

+ Choose Upload Cancel

Click Preview Button and verify the details you have submitted. Tick I Agree box and click Submit button to complete your profile creation.

Applicant Login

Sign in to start your session

Remember Me [I forgot my password](#)

[Sign In](#)

Once login is successful, Applicant is redirected to Dashboard page

WELCOME TEST:Modern MedicineMy ProfileLogout

- Home
- Instructions
- Help Videos
- APPLY
- Registration
- FMG Registration
- Change
- View Applications
- Edit Profile

Welcome to the *Kerala State Medical Councils*

Thiruvananthapuram

Office Automation With Online Registration a brief description

Kerala State Medical Councils, a statutory body constituted by Government of Kerala is now receiving Provisional Registration Applications online.

Certificates with Online Authenticity:
The certificates are Digital and bearing Digital signature of the authority. Every certificate issued to the applicants bear QR Code (Online verification facility and the genuity of certificates can be verified by comparing with the online copy.

All Payments are through Online only:
Applicants can easily remit payments such as Application fee, Processing fee, Fine etc through our online payment facility. The applicant can make payments through Net-banking / credit/debit card facilities.

Instant mobile SMS alerts:
Applicants get file status through their registered mobile number through sms alerts.

Dashboard

1. a) Provisional Registration – Studied in Kerala

From the menu, go to Registration -> Provisional

Provisional Registration This page shows online application form for provisional Registration. [Home](#)

Note:All (*) fields are mandatory.
Please fill the application carefully once apply the application can not be edited.
NB:: TATKAL SCHEME IS NOT ALLOWED FOR THE TIME BEING

Category	<input checked="" type="radio"/> Normal
Whether studied out of Kerala	<input type="radio"/> Yes <input checked="" type="radio"/> No
Whether registered under any other systems of Medicine.	<input type="radio"/> Yes <input checked="" type="radio"/> No
State of College*	Qualification to be Registered:*
--Select One--	--Select One--
Name of College*	Name of University*
--Select One--	--Select One--
Course Start Month and Year(MM-yyyy)*	Course End Month and Year(MM-yyyy)*
Year of award of degree as in certificate*	Whether the Degree/Diploma recognized by MCI
	<input checked="" type="radio"/> Yes <input type="radio"/> No

1.1 Documents Required :

- Attested copy of Basic Qualification Certificate
- Birth Certificate or SSLC to prove DOB
- Scanned Copy of Letter
- Other Documents x 2

1. b) Provisional Registration – Studied outside Kerala

Whether studied out of Kerala	<input checked="" type="radio"/> Yes <input type="radio"/> No
Whether registered under any other systems of Medicine.	<input type="radio"/> Yes <input checked="" type="radio"/> No
DETAILS OF REGISTRATION WITH OTHER STATE MEDICAL COUNCIL	
Name of Council*	Other Council Reg.No.*
--Select One--	
Other Council Reg.Date*	
Present Status of Registration	<input type="radio"/> Retain <input checked="" type="radio"/> Cancelled
QUALIFICATION DETAILS	
State of College*	Qualification to be Registered:*
--Select One--	--Select One--
Name of the College*	Name of University*
--Select One--	--Select One--
Course Start Month and Year(MM-yyyy)*	Course End Month and Year(MM-yyyy)*
year of award of degree as in certificate*	Whether the Degree/Diploma recognized by MCI*
	<input checked="" type="radio"/> Yes <input type="radio"/> No

Activate Windows
Go to PC settings to activate Windows.

Clarifications : Instructions regarding “Present status of registration”

1.2 Documents Required:

- NOC from the institute where the applicant want to do CRRI in Kerala
- NOC from the University concerned, for those who studied in a college or university outside Kerala.
- No Objection Certificate(in original) from the state council concerned
- NOC from Other State College
- Provisional Registration Certificate (if present) of Other State Council
- Attested copy of the Birth Certificates or SSLC Certificate to prove date of birth.
- Pass Certificate
- Provisional Registration Certificate (if present) of Other State Council
- Other Documents X 2

If applicant is registered under any other medicine type, this section also needs to be filled

OTHER SYSTEMS OF MEDICINE DETAILS

Medicine Type: --Select One--	
Qualification : --Select One--	Name of College*
Name of University*	Reg.No.*
Reg.Date*	

2. Old Provisional Data Entry – For applicants who already have Provisional Reg with KSMC

Enter Your Old Provisional Registration Data This page shows online registration form for your old Provisional Registration. [Home](#)

Note:All (*) fields are mandatory.

KSMC Registration Date*	State of College*
Qualification Registered:*	Name of College*
Name of University*	Course Start Month and Year(MM-yyyy)*
Course End Month and Year(MM-yyyy)*	year of award of degree as in certificate*

▼ Upload Certificates

Upload scanned document in PDF format.File size should be less than 500kb.Document should be Attested by gazetted officer at Govt of kerala.

Document Name	Files
No document upload is required	

No Document upload required for this step. This page will open only when Applicant has entered Provisional Registration number in the photo and signature upload page

3. Second Provisional Certificate

Go to Apply → Second provisional certificate

Second Provisional This page shows online application form for Second Provisional Certificate. Home

Note:All (*) fields are mandatory.

TCMC Registration Date::11-2020
State of College::Arunachal Pradesh
Qualification to be Registered::
M.B.B.S. (BACHELOR OF MEDICINE AND BACHELOR OF SURGERY)
Name of College::
TOMO RBA INSTITUTE OH HEALTH & MEDICAL SCIENCES, NAHARLAGUN
Name of University::ARUNACHAL UNIVERSITY
Course Start Month and Year(MM-yyyy)::12-2019
Course End Month and Year(MM-yyyy)::12-2019
Year of award of degree as in certificate::2019
Whether the Degree/Diploma recognized by MCI::
 Yes No

▼ Upload Certificates

Upload scanned document in PDF format.File size should be less than 500kb.Document should be Attested by gazetted officer at Govt of kerala.

Document Name	Files
Request from applicant in white paper with explanation	<input type="button" value="+ Choose"/> <input type="button" value="Upload"/> <input type="button" value="Cancel"/>
Letter from Principal	<input type="button" value="+ Choose"/> <input type="button" value="Upload"/> <input type="button" value="Cancel"/> Windows

Go to PC settings to activate Windows.

3.1 Documents Required :

- Request from applicant in white paper with explanation
- Letter from Principal
- Original scanned copy of first provisional Certificate issued from KSMC
- Medical Certificate (if applicable)

4. Permanent Registration – For those who have provisional registration with KSMC

Click Apply → Permanent

Note:All (*) fields are mandatory.

Please fill the application carefully once apply the application can not be edit.

NB:: 1.TALKAL SCHEME IS NOT ALLOWED FOR THE TIME BEING

2. Additional Fee will be imposed for internship delay and registration delay

Category

Normal

APPLICANT EDUCATION DETAILS

Qualification: **M.B.B.S. (BACHELOR OF MEDICINE AND BACHELOR OF SURGERY)**

College Name:

TOMO RIBA INSTITUTE OH HEALTH & MEDICAL SCIENCES, NAHARLAGUN

University Name: **ARUNACHAL UNIVERSITY**

Whether the Degree/Diploma recognized by MCI

Yes No

Enter the year of award of degree as in certificate*

Enter the Degree Certificate Date(After Internship)*

Internship details entry screen

ADD INTERNSHIP TRAINING PARTICULARS

Whether any medical certificates want to upload due to late internship completion to avoid fine(Applicable only internship completion late in one to six month).*

Yes No

Institution of Training:*

--Select One--

Department:*

--Select One--

Whether the institutions is recognized by MCI for doing internship*

Yes No

Training Start Date:*

03/11/2020

Training End Date:*

03/11/2020

Leave Start Date:*

Leave End Date:*

Remarks

 Add Internship

You should do minimum one year of Internship (365 Days): Total Internship Days: 0

DETAILS OF INTERNSHIP

Institution Of Training	Department	Recognition Status	Training Start Date	Training End Date	Leave Start Date	Leave End Date	Trash
No records found.							

Activate Windows
Go to PC settings to activate Windows


Minimum number of days set as 365 in order to submit the application

Training End Date::*

Leave Start Date::



Leave End Date::

Remarks

 Add Internship

You should do minimum one year of Internship (365 Days): Total Internship Days: 30

DETAILS OF INTERNSHIP

Institution Of Training	Department	Recognition Status	Training Start Date	Training End Date	Leave Start Date	Leave End Date	Trash
MAHARASHTRA INSTITUTE OF MEDICAL EDUCATION & RESEARCH, TALEGAON DABHADE, PUNE	Anaesthesia	true	01-Jan-2020	15-Jan-2020			
MAHARASHTRA INSTITUTE OF MEDICAL EDUCATION & RESEARCH, TALEGAON DABHADE, PUNE	Casualty	true	19-Jan-2020	31-Jan-2020	23-Jan-2020	24-Jan-2020	

4.1 Documents Required :

- Passport photo affixed on plain paper and attested by Kerala Gazetted Officer with Name, Designation and Office Seal
- Attested Copy of Degree or Provisional Certificate from the University
- Attested copy of House Surgeoncy or Internship Certificate (CRR)
- Attested copy of the Birth Certificates or SSLC Certificate to prove date of birth.
- Provisional Registration Certificate (in original) issued by the Travancore-Cochin Medical Council
- Other Documents x 5

Clarifications : Regarding CRR Internship certificate – more information needed or not ?

4.2 . Instructions regarding submission of hardcopies in KSMC office

NB:: Please note that applying for Permanent registration online does not mean the application process is complete. The acknowledgement and hard copies of supporting documents must be send to TCMC office at the earliest. Once the documents are received, then only the processing of application will be initiated.

5. Permanent Registration – Applicant already having Other State Council Registration

Click Apply → Permanent

No internship data entry is made available in this case.

Category	<input checked="" type="radio"/> Normal
Whether studied out of Kerala	<input checked="" type="radio"/> Yes <input type="radio"/> No
Whether registered under any other systems of Medicine.	<input type="radio"/> Yes <input checked="" type="radio"/> No

DETAILS OF REGISTRATION WITH OTHER STATE MEDICAL COUNCIL

Name of Council*	Other Council Reg.No.*
--Select One--	
Other Council Reg.Date*	
Present Status of Registration	<input type="radio"/> Retain <input checked="" type="radio"/> Cancelled

QUALIFICATION DETAILS

State of College*	Qualification to be Registered:*
--Select One--	--Select One--
Name of the College*	Name of University*
--Select One--	--Select One--
Course Start Month and Year(MM-yyyy)*	Course End Month and Year(MM-yyyy)*
year of award of degree as in certificate*	Whether the Degree/Diploma recognized by MCI
	<input checked="" type="radio"/> Yes <input type="radio"/> No

5.1 Documents required:

- Passport photo affixed on plain paper and attested by Kerala Gazetted Officer with Name, Designation and Office Seal
- Attested Copy of Degree or Provisional Certificate from the University
- Attested copy of House Surgeoncy or Internship Certificate (CRR)
- Attested copy of the Birth Certificates or SSLC Certificate to prove date of birth.
- Attested copy of Permanent Registration certificate of Other State Council
- Attested copy of Permanent or Provisional Registration Certificate of Other State Council (for Homoeopathy)
- Original NOC from State Council (For Homoeo and Ayurveda - Original NOC after cancellation of registration)
- Other Document x 5

5.2 . Instructions regarding submission of hardcopies in KSMC office

NB:: Please note that applying for Permanent registration online does not mean the application process is complete. The acknowledgement and hard copies of supporting documents must be send to TCMC office at the earliest. Once the documents are received, then only the processing of application will be initiated.

6. Old Permanent Data entry – For applicants who already have Permanent registration with KSMC

Enter Your Old Permanent Registration Data This Page Shows Online Registration Form For Your Old Permanent Registration.

Note:All (*) fields are mandatory.

Please fill the application carefully once apply the application can not be edited.

Registration Date*	State of College*
<input type="text"/>	--Select One--
Qualification Registered:*	Name of College*
--Select One--	--Select One--
Name of University*	Course Start Month and Year(MM-yyyy)*
--Select One--	<input type="text"/>
Course End Month and Year(MM-yyyy)*	Year of award of degree as in certificate*
<input type="text"/>	<input type="text"/>

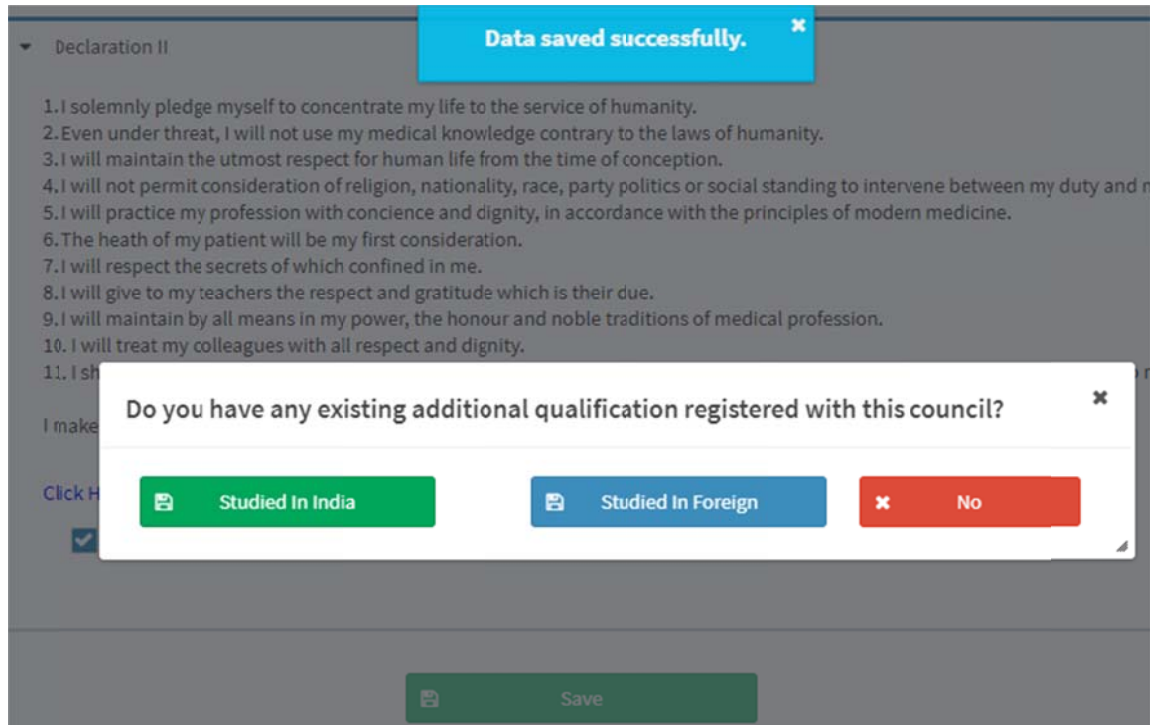
▼ Upload Certificates

Upload scanned document in PDF format. File size should be less than 500kb. Document should be Attested by gazetted officer at Govt of Kerala.

Document Name	Files
No document upload is required.	

No document upload is needed for this case.

After saving this data, the portal asks for any additional qualification already registered in KSMC – whether studied in India or Foreign country.



7. Additional Registration – For applicants who have permanent registration with KSMC

Click Apply → Additional

Additional Registration This page shows online application form for Additional Registration. Home

Note:All (*) fields are mandatory.
Please fill the application carefully once apply the application can not be edit.
NB:: TALKAL SCHEME IS NOT ALLOWED FOR THE TIME BEING

Category <input checked="" type="radio"/> Normal	
State of College* <input type="text" value="--Select One--"/>	Qualification to be Registered:* <input type="text" value="--Select One--"/>
Name of College* <input type="text" value="--Select One--"/>	Name of University* <input type="text" value="--Select One--"/>
Course Start Month and Year(MM-yyyy)* <input type="text"/>	Enter the Degree Certificate Date* <input type="text"/>
year of award of degree as in certificate* <input type="text"/>	Whether the Degree/Diploma recognized by MCI <input checked="" type="radio"/> Yes <input type="radio"/> No

7.1 Documents required:

- a) Attested copy of Additional qualification certificate

- b) Self attested copy of KSMC Permanent Registration certificate
- c) Other Document x2

7.2 Instructions

NB:: Please note that applying for Additional registration online does not mean the application process is complete. The acknowledgement and hard copies of supporting documents must be send to TCMC office at the earliest. Once the documents are received, then only the processing of application will be initiated.

8. No Objection Certificate – For applicants who have permanent registration with KSMC

Click Apply → NOC

No Objection Certificate Application form for No Objection Certificate

Note:All (*) fields are mandatory.
Please fill the application carefully once apply the application can not be edit.

Add the previous NOC details.

Whether NOC has been issued previously by TCMC, If yes give the following Details*

Yes No

Previous NOC SIno*

Previous NOC Issue Date*

Previous NOC - Name of the State Council*

8.1 Documents required

- a) Copy of the Permanent Registration Certificate issued from this Council.
- b) Copy of Additional registration Certificate(s) issued from this Council (Merge all Additional Certificates to one PDF file and upload)

9. Good Standing Certificate – For applicants who have permanent registration with KSMC

Click Apply → Good Standing

Good standing certificate This page shows application for Good standing certificate

Note:All (*) fields are mandatory.

Please fill the application carefully once apply the application can not be edit.

Purpose for the certificate:*	<input type="text"/>
If required to send the certificate directly from the Council by speed post or by fax or by e-mail to Aboard/Institution or Download by own, Please Select the option*	<input checked="" type="radio"/> Download by own <input type="radio"/> Email <input type="radio"/> Speed Post <input type="radio"/> Fax
Give full address or details of fax number/e-mail id of Institution:	<input type="text"/>
Remarks:	<input type="text"/>

9.1 Documents Required

- Copy of the Permanent Registration Certificate issued from this Council.
- Copy of Additional registration Certificate(s) issued from this Council (Merge all Additional Certificates to one PDF file and upload)

10. RENEWAL – UPDATE Certificate

Go to Apply → Renewal / Hologram certificate

No data entry is required but applicant must upload the relevant documents and make online fee payment.

10.1 Documents required

- Copy of the Permanent Registration Certificate issued from this Council.
- Passport photo affixed on plain paper and attested by Kerala Gazetted Officer with Name, Designation and Office Seal
- Other Documents x 3

11. Provisional Foreign Registration

Click FMG → Provisional

12.1. Medical Qualification Details

Provisional, Foreign Medical Graduate Registration(FMGR) This page shows online application form for FMGR, Provisional [Home](#)

Note:All (*) fields are mandatory.
Read Carefully:: First Add Medical Qualification-->Next Add Educational Qualification(10th,11th,12:h one by one)-->Next Add Eligibility Details--> Next Add Screening Test-->Next Add Passport Details-->Next Add Other Details-->Next Upload All Supporting Documents-->Next Read the declarationI and II-->Next Click the 'Read the Code Of Medical Ethics' Link-->Next Read all ethics, click the 'Accept' Button-->Next click the 'I Agree' Check Box--> Finally Click the 'Submit' button, Then done the payment.

▼ MEDICAL QUALIFICATION

Medical Qualification Name*	Country Name*
--Select One--	--Select One--
Name of Institution*	Address of Institution*
--Select One--	
Institution State	
Institution City	Institution Zipcode
Institution Authentic Email Id(Use comma separation if more email have)*	Embassy Name
	--Select One--
Embassy Authentic Email ID	Name of SENTRALNIYA OVIR(Registration Deptt.-OVIR)(Ministry of Foreign Affairs or Interior Ministry City
	--Select One--
Address of SENTRALNIYA OVIR(Registration Deptt.-OVIR)(Ministry of Foreign Affairs	

Address of SENTRALNIYA OVIR(Registration Deptt.-OVIR)(Ministry of Foreign Affairs or Interior Ministry City)	--Select One--
<input type="text"/>	Registration Number/OVIR No.*
<input type="text"/>	<input type="text"/>
University/Licensing Body*	Course Start Month and Year(MM-yyyy)*
<input type="text"/>	<input type="text"/>
Course End Month and Year(MM-yyyy)*	Year Of Passing*
<input type="text"/>	<input type="text"/>
Recognition Status of Institution and Course*	Remarks
<input checked="" type="radio"/> Recognised <input type="radio"/> Not Recognised	<input type="text"/>
MEDIUM OF INSTRUCTIONS/COURSE*	
<input checked="" type="radio"/> English <input type="radio"/> Other	

MEDIUM OF CERTIFICATE*
<input checked="" type="radio"/> English <input type="radio"/> Other

HAVE YOU DONE ANY PART OF YOUR MEDICAL COURSE IN ANY INSTITUTION OTHER THAN WHERE YOU HAVE OBTAINED MEDICAL DEGREE AS MENTIONED IN MEDICAL QUALIFICATION DETAILS ABOVE*

Yes No

[Add Medical Qualification](#)

12.2. Education – 10th

DETAILS OF EDUCATIONAL QUALIFICATIONS:-

ADD DETAILS OF 10 TH CLASS/ MATRIC/ HIGH SCHOOL OR EQUIVALENT.*

School/College Name*	School/College Address*
<input type="text"/>	<input type="text"/>
Board Name*	School/College Code No
--Select One--	<input type="text"/>
Date of Joining*	Roll No*
<input type="text"/>	<input type="text"/>
Result*	Certificate Number*
<input checked="" type="radio"/> Pass <input type="radio"/> Fail	<input type="text"/>
Date of Certificate*	Date of Passing*
<input type="text"/>	<input type="text"/>
Total Marks	Marks Obtained
<input type="text"/>	<input type="text"/>
Percentage of Marks	
<input type="text"/>	

Upload scanned document in PDF format.File size should be less than 500kb.Document should be Attested by gazetted officer at Govt of Kerala.

[+ Choose](#)
[Upload Certificate](#)
[Cancel](#)

[Add Qualification](#)

12.3. Education - 11th

ADD DETAILS OF 11 TH CLASS OR EQUIVALENT.*

School/College Name*	School/College Address*
<input type="text"/>	<input type="text"/>
Board Name*	School/College Code No
--Select One--	<input type="text"/>
Date of Joining*	Roll No*
<input type="text"/>	<input type="text"/>
Result*	Certificate Number*
<input checked="" type="radio"/> Pass <input type="radio"/> Fail	<input type="text"/>
Date of Certificate*	Date of Passing*
<input type="text"/>	<input type="text"/>
Subjects – Enter one after another separated by comma*	Total Marks
<input type="text"/>	<input type="text"/>
Marks Obtained	Percentage of Marks
<input type="text"/>	<input type="text"/>
<p>Upload scanned document in PDF format. File size should be less than 500kb. Document should be Attested by gazetted officer at Govt of Kerala.</p>	
<input type="button" value="+ Choose"/> <input type="button" value="Upload Certificate"/> <input type="button" value="Cancel"/>	

12.4. Education – 12th

ADD DETAILS OF 12 TH CLASS/ Intermediate or 10+2 OR EQUIVALENT.*

School/College Name*	School/College Address*
Board Name* --Select One--	School/College Code No
Date of Joining*	Roll No*
Result* <input checked="" type="radio"/> Pass <input type="radio"/> Fail	Certificate Number*
Date of Certificate*	Date of Passing*
Subject::English;Total Marks*	Subject::English;Marks Obtained.*
Subject::Physics;Total Marks*	Subject::Physics;Marks Obtained.*
Subject::Chemistry;Total Marks*	Subject::Chemistry;Marks Obtained.*
Subject::Biology;Total Marks*	Subject::Biology;Marks Obtained.*
Other Subject-1;Total Marks	Other Subject-1;Marks Obtained.
Other Subject-2;Total Marks	Other Subject-2;Marks Obtained.
Other Subject-3;Total Marks	Other Subject-3;Marks Obtained.
Upload scanned document in PDF format.File size should be less than 500kb.Document should be Attested by gazetted officer at Govt of kerala.	

12.5. Eligibility certificate

▼ ELIGIBILITY CERTIFICATE OBTAINED:-

WHETHER ELIGIBILITY CERTIFICATE OBTAINED FROM ANY STATE COUNCIL/MCI/CCH BEFORE TAKING ADMISSION TO THE FOREIGN INSTITUTION.* Yes No


IF YES, Give The Following Details.

Council Name* MCI	Certificate Number*
Date of Certificate*	Upload scanned document in PDF format.File size should be less than 500kb.Document should be Attested by gazetted officer at Govt of kerala.
<input type="button" value="+ Choose"/> <input type="button" value="Upload Eligibility Certificate"/> <input type="button" value="Cancel"/>	
<input type="button" value="Add Eligibility"/>	

12.6. Screening Test

▼ SCREENING TEST PARTICULARS:


Date of Passing*	Roll No.*
<input type="text"/>	<input type="text"/>
Chances Appeared*	Certificate Number.*
<input type="text" value="1"/>	<input type="text"/>
Date of Certificate*	
<input type="text"/>	

 Add Screening Test

12.7. Passport details

▼ PASSPORT DETAILS

Passport No.*	Address as on Passport*
<input type="text"/>	<input type="text"/>
Place of Issue*	
<input type="text"/>	
Date of Issue*	Expiry Date*
<input type="text"/>	<input type="text"/>
Date of leaving India*	Date of returning to India*
<input type="text"/>	<input type="text"/>
DID YOU EVER CHANGE/LOSS THE PASSPORT – DUE TO ANY REASON:-	
<input checked="" type="radio"/> Change <input type="radio"/> Lost <input type="radio"/> Not Changed	
Reason for change/loss of passport*	Previous Passport No.*
<input type="text"/>	<input type="text"/>
Place of Issue*	Date of Issue*
<input type="text"/>	<input type="text"/>
Address as on Passport*	
<input type="text"/>	

 Add Passport Details

12.8. Other Details

OTHER DETAILS

WHETHER HE/SHE HAS UNDERGONE PRACTICAL TRAINING BEFORE OR AFTER OBTAINING THE MEDICAL QUALIFICATION AS REQUIRED BY THE LAWS/RULES OF THE CONCERNED FOREIGN COUNTRY / HAS HE/ SHE UNDERGONE THE PRESCRIBED TRAINING IN AN APPROVED HOSPITAL IN INDIA.*

Foreign India

GIVE DETAILS*

HAVE YOU BEEN DEBARRED BY ANY EDUCATIONAL INSTITUTION/UNIVERSITY IN INDIA FROM STUDYING IN INDIA.*

Yes No

DO THE MEDICAL EXAMINATION (S) PASSED IPSO FACTO ENTITLE ONE TO REGISTER IN THE COUNTRY IN WHICH THEY WERE TAKEN OR A SEPARATE EXAMINATION FOR REGISTRATION HAS TO BE PASSED.*


Yes No

ARE YOU REGISTERED IN ANY FOREIGN COUNTRY?*

Yes No

WHETHER THE QUALIFICATION AWARDED IS SUFFICIENT TO PRACTICE MEDICINE IN THAT COUNTRY. IF SO PRODUCE A CERTIFICATE FROM INDIAN EMBASSY CONCERNED TO THE EFFECT THAT THE QUALIFICATION IS RECOGNISED FOR REGISTRATION AND PRACTICE THEREOF IN THAT COUNTRY.*

Yes No



12.9. Documents required

- a) Copies Of MBBS or MD Physician Degree
- b) Copies Of Mark sheet MBBS or MD Physician Degree
- c) Eligibility Certificate issued by KSMC or MCI for admission to Undergraduate Medical Course at abroad
- d) Copies of Screening Test result
- e) Copy of all the pages of all Passports showing visa the date of Emigration and Immigration from and to Foreign country and India
- f) Scanned copy of passport size color photograph affixed on plain paper and attested by a Gazetted officer of Government of Kerala
- g) Scanned image of Demand Draft of required fee drawn in favour of the Board issuing the 12th (10+2) equivalent certificate - if applicable
- h) Scanned image of Demand Draft of required fee drawn in favour of the Board issuing the 12th (10+2) equivalent certificate - if applicable
- i) Scanned copy of self affidavit in prescribed format on stamp paper worth Rs. 100
- j) Copies of Pass Certificate of 12th Class (10+2) or equivalent examination (Showing all the subjects and Name of the School)

k) Affidavit in new format for FMG applicants from de-listed universities

l) Other Document x 4

12. Foreign Additional Qualification

Additional Foreign Medical Graduate Registration(FMGR). This page show online application form for FMGR, Additional. [Home](#)

Note:All (*) fields are mandatory.
Please fill the application carefully once apply the application can not be edit.
NB:: TALKAL SCHEME IS NOT ALLOWED FOR THE TIME BEING

Category	<input checked="" type="radio"/> Normal
Whether studied out of Kerala	<input type="radio"/> Yes <input checked="" type="radio"/> No
Whether registered under any other systems of Medicine.	<input type="radio"/> Yes <input checked="" type="radio"/> No
Country Name*	Qualification to be Registered:*
Ireland	--Select One--
Name of College*	State of College
National University Of Ireland, Ireland	
Name of University*	Course Start Month and Year(MM-yyyy)*
IRELAND UNV	
Course End Month and Year(MM-yyyy)*	Year of award of degree as in certificate*
Whether the Degree/Diploma recognized by MCI	Has the candidate produced original 'No Objection Certificate' from the Council in which he/she has registered *
<input checked="" type="radio"/> Yes <input type="radio"/> No	<input checked="" type="radio"/> Yes <input type="radio"/> No

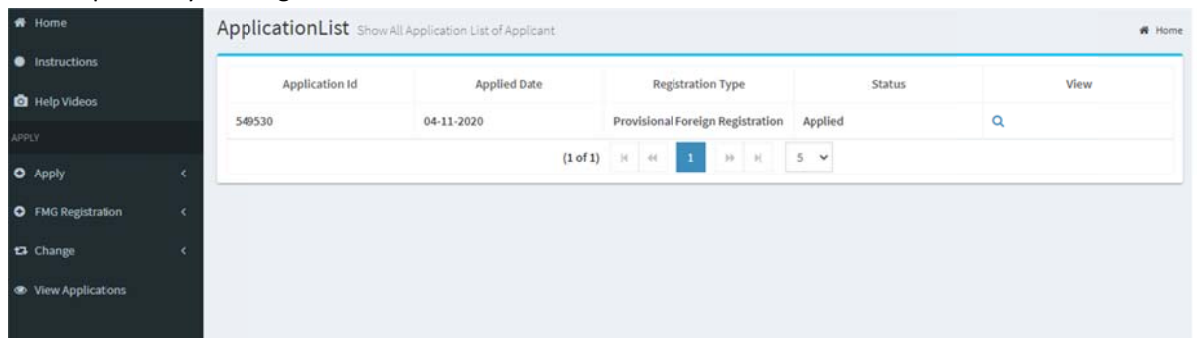
13.1. Documents required :

- Copies Of MBBS or MD Physician Degree
- Copies Of Mark sheet MBBS or MD Physician Degree
- Eligibility Certificate issued by KSMC or MCI for admission to Undergraduate Medical Course at abroad
- Copies of Screening Test result
- Copy of all the pages of all Passports showing visa the date of Emigration and Immigration from and to Foreign country and India
- An Affidavit for delay in applying for Registration is more than 30 days after completion of Internship
- Letter from the Indian Embassy concerned that the medical qualification possessed by the candidate is a recognized one or not

13. View Applications

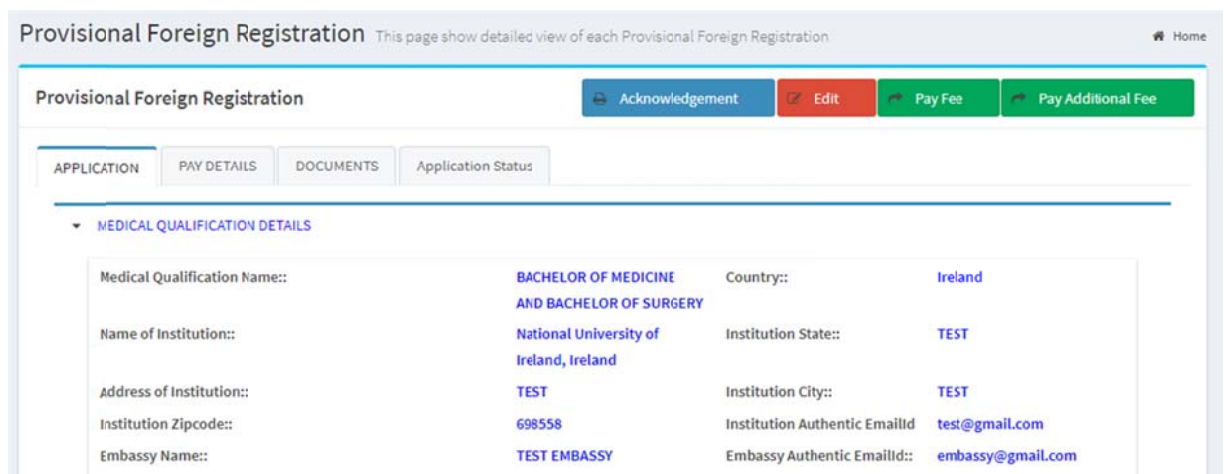
Login and Click View Applications

Applicants can view list of submitted applications and can access detailed view page for more options by clicking search icon



14. Application Detail view

Applicants can print acknowledgment, edit application, pay fee and pay additional fee from this screen.



15. Edit Profile details, Change Photo / Signature and Registration status

Applicants can Login → Click edit profile page to correct profile details, registration status and correcting profile photo and signature.